

○ MUSIC  city COUNSELOR


THANK YOU FOR YOUR
PURCHASE!



Hey y'all, Laura here! I so appreciate when you please take a moment to leave a review on my resources on my TpT Store. Thanks for your support! Enjoy the resource!

♥ *laura oathout*

LET'S CONNECT!



For helpful ideas, engaging resources, and freebies, please check out my website and membership!

○ ♥ **WEBSITE:** www.musiccitycounselor.com

♥ **MEMBERSHIP:** www.counselorcollab.com

ASCA MINDSETS & BEHAVIORS

Mindsets:

- M1: Belief in development of whole self, including a healthy balance of mental, social/emotional, and physical well-being

Behaviors:

- B-SS 3: Positive relationships with adults to support success
- B-SS 8: Advocacy skills for self and others and ability to assert self, when necessary

MATERIALS NEEDED:

- Printed materials
- 7 popsicle sticks
- Sturdy tape (masking tape, duct tape)
- Crayons
- Pencils
- Scissors
- Glue sticks

DIRECTIONS PAGE I:

This lesson will take approximately 30 minutes to teach.

Suggested Sequence:

1. Review the PowerPoint or digital for Google Slides™ presentation. Use the popsicle stick parts of the school counselor as you present.
2. Review the content on the instructional posters with students.
3. Complete a worksheet or coloring page with students.

IMPORTANT NOTE:

10 options for school counselor clipart are included.

Please choose the presentation, poster, and worksheets/coloring pages that look most like you.

1. Female: tan skin, short brown hair
2. Female: tan skin, hijab
3. Female: tan skin, long black hair
4. Female: black skin, black curly hair
5. Female: brown skin, long brown hair
6. Female: light skin, long blonde hair
7. Male: light skin, brown hair
8. Male: brown skin, brown hair
9. Male: black skin, black hair
10. Male: tan skin, black hair

DIRECTIONS PAGE 2:

Popsicle Stick Props:

Please print the 7 parts of the school counselor (a smart brain, listening ears, caring eyes, a wise mouth, a loving heart, helping hands, and busy feet). I recommend using cardstock or laminating them for sturdiness. Please cut them out. Please tape a popsicle stick to the bottom of each one so that you can hold them up like a sign. These make for a great visual for students.

PowerPoint Presentation:

This presentation teaches about the many "parts of the school counselor." Each part teaches about something that the school counselor does/a way he/she can help students.

On the second slide, please add in your name and fill in the "all about me" section. Please also delete the included photo and add your photo to the frame. To do so, please go to:

Insert → Pictures → Picture from file... → Choose your picture
→ "Insert"

Next, the presentation goes through 7 different parts of the school counselor. As you discuss each part, please hold up the matching popsicle stick and show it to students. After doing a few, it is fun to show the body part and then ask students to guess how counselors use it before explaining it. The props also make for a great review afterwards – show the body part, and ask students to recall how you use it.

DIRECTIONS PAGE 3:

Worksheets & Coloring Pages

Assorted worksheets and coloring pages are included. Please choose those that best fit the needs and abilities of your students, and the amount of time that you have.

Questions, comments, or suggestions? Please contact me any time at laura@musiccitycounselor.com. I'm here to help!

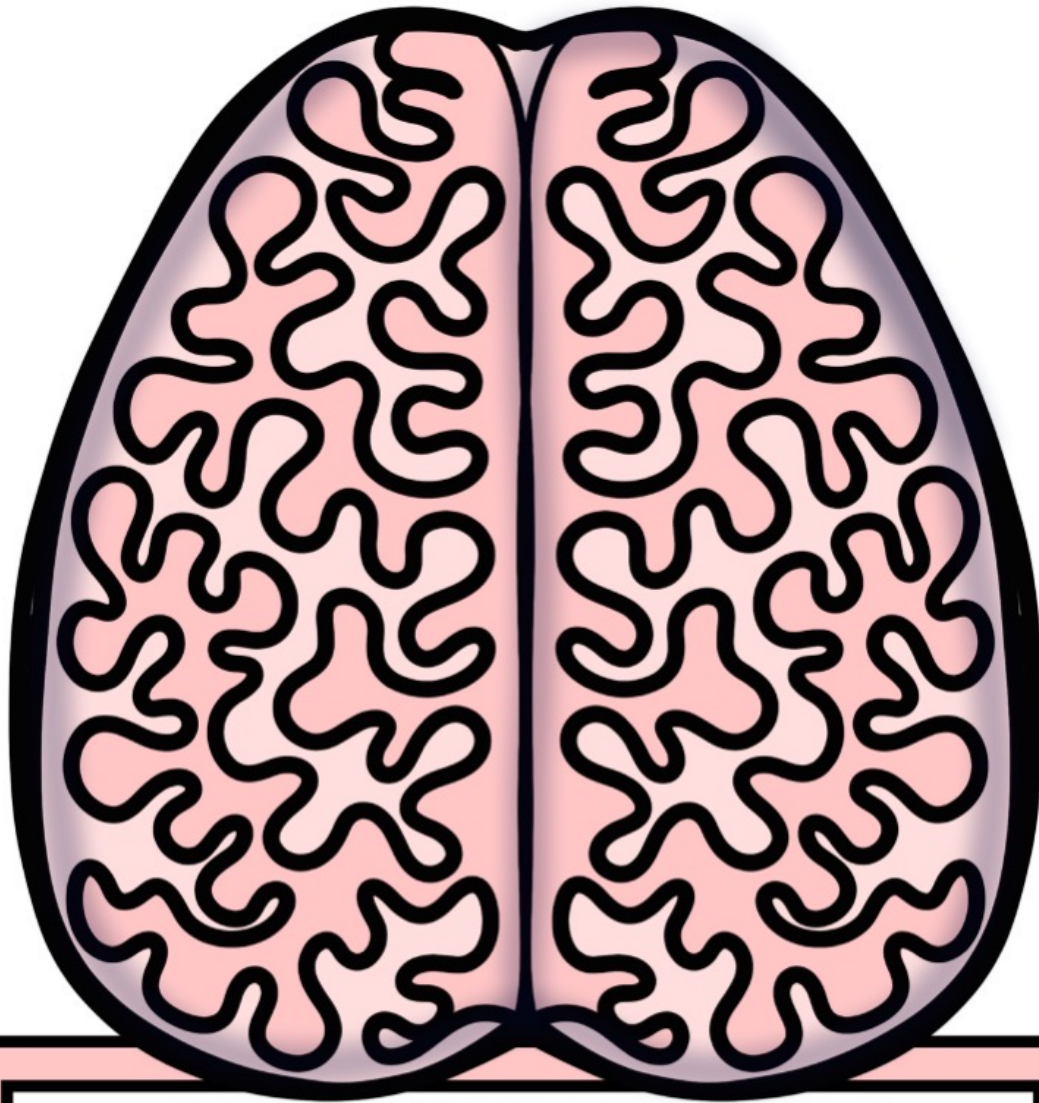


PS I SO appreciate when you please take a moment to leave a review on my resources on TpT. It earns you credits towards future purchases, helps other educators find quality resources, and helps my small business grow.

PROPS SAMPLE:




PARTS OF THE SCHOOL COUNSELOR PROPS



A SMART BRAIN


To help kids solve problems, make good choices, and cope with big feelings.



CARING EYES

To look out for students and figure out what they need.

© Music City Counselor



A WISE MOUTH

To teach, encourage, and support
students.

© Music City Counselor



LISTENING EARS

To listen to students and make sure they feel heard and understood.


© Music City Counselor



HELPING HANDS

To greet, guide, comfort, high five, play with, and hug students.

© Music City Counselor



A LOVING HEART

To care for and love ALL students!

© Music City Counselor



BUSY FEET

To move quickly around the school
to help students, caregivers, and
teachers.

© Music City Counselor

POSTERS

The Parts of My School

COUNSELOR

A SMART BRAIN



To help kids solve problems, make good choices, and cope with big feelings.

CARING EYES



To look out for students and figure out what they need.

A WISE MOUTH



To teach, encourage, and support students.

LISTENING EARS



To listen to students and make sure they feel heard and understood.

HELPING HANDS



To greet, guide, comfort, high five, play with, and hug students.

A LOVING HEART



To care for and love ALL students!

BUSY FEET



To move quickly around the school to help students and teachers.



The Parts of My School

COUNSELOR

A SMART BRAIN



To help kids solve problems, make good choices, and cope with big feelings.

CARING EYES



To look out for students and figure out what they need.

A WISE MOUTH



To teach, encourage, and support students.

LISTENING EARS



To listen to students and make sure they feel heard and understood.

HELPING HANDS



To greet, guide, comfort, high five, play with, and hug students.



A LOVING HEART

To care for and love ALL students!

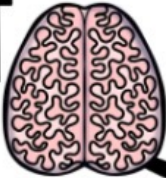
BUSY FEET



To move quickly around the school to help students and teachers.

The Parts of My School **COUNSELOR**

A SMART BRAIN



To help kids solve problems, make good choices, and cope with big feelings.

CARING EYES



To look out for students and figure out what they need.

A WISE MOUTH



To teach, encourage, and support students.

LISTENING EARS



To listen to students and make sure they feel heard and understood.

HELPING HANDS



To greet, guide, comfort, high five, play with, and hug students.

A LOVING HEART



To care for and love ALL students!

BUSY FEET



To move quickly around the school to help students and teachers.



The Parts of My School **COUNSELOR**

A SMART BRAIN



To help kids solve problems, make good choices, and cope with big feelings.

CARING EYES



To look out for students and figure out what they need.

A WISE MOUTH



To teach, encourage, and support students.

LISTENING EARS



To listen to students and make sure they feel heard and understood.

HELPING HANDS



To greet, guide, comfort, high five, play with, and hug students.

A LOVING HEART



To care for and love ALL students!

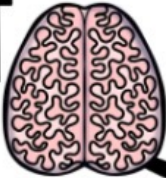
BUSY FEET



To move quickly around the school to help students and teachers.

The Parts of My School **COUNSELOR**

A SMART BRAIN



To help kids solve problems, make good choices, and cope with big feelings.

CARING EYES



To look out for students and figure out what they need.

A WISE MOUTH



To teach, encourage, and support students.

LISTENING EARS



To listen to students and make sure they feel heard and understood.

HELPING HANDS



To greet, guide, comfort, high five, play with, and hug students.

A LOVING HEART



To care for and love ALL students!

BUSY FEET

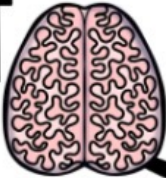


To move quickly around the school to help students and teachers.



The Parts of My School **COUNSELOR**

A SMART BRAIN



To help kids solve problems, make good choices, and cope with big feelings.

CARING EYES



To look out for students and figure out what they need.

A WISE MOUTH



To teach, encourage, and support students.

LISTENING EARS



To listen to students and make sure they feel heard and understood.

HELPING HANDS



To greet, guide, comfort, high five, play with, and hug students.



A LOVING HEART

To care for and love ALL students!

BUSY FEET



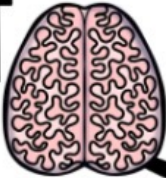
To move quickly around the school to help students and teachers.



The Parts of My School

COUNSELOR

A SMART BRAIN



To help kids solve problems, make good choices, and cope with big feelings.

CARING EYES



To look out for students and figure out what they need.

A WISE MOUTH



To teach, encourage, and support students.

LISTENING EARS



To listen to students and make sure they feel heard and understood.

HELPING HANDS



To greet, guide, comfort, high five, play with, and hug students.

A LOVING HEART



To care for and love ALL students!

BUSY FEET



To move quickly around the school to help students and teachers.



The Parts of My School

COUNSELOR

A SMART BRAIN



To help kids solve problems, make good choices, and cope with big feelings.

CARING EYES



To look out for students and figure out what they need.

A WISE MOUTH



To teach, encourage, and support students.

LISTENING EARS



To listen to students and make sure they feel heard and understood.

HELPING HANDS



To greet, guide, comfort, high five, play with, and hug students.

A LOVING HEART



To care for and love ALL students!

BUSY FEET

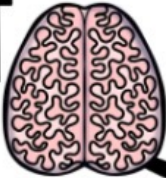


To move quickly around the school to help students and teachers.



The Parts of My School **COUNSELOR**

A SMART BRAIN



To help kids solve problems, make good choices, and cope with big feelings.

CARING EYES



To look out for students and figure out what they need.

A WISE MOUTH



To teach, encourage, and support students.

LISTENING EARS



To listen to students and make sure they feel heard and understood.

HELPING HANDS



To greet, guide, comfort, high five, play with, and hug students.

A LOVING HEART



To care for and love ALL students!

BUSY FEET



To move quickly around the school to help students and teachers.

The Parts of My School **COUNSELOR**

A SMART BRAIN



To help kids solve problems, make good choices, and cope with big feelings.

CARING EYES



To look out for students and figure out what they need.

A WISE MOUTH



To teach, encourage, and support students.

LISTENING EARS



To listen to students and make sure they feel heard and understood.

HELPING HANDS



To guide, comfort, high five, play with, and hug students.



A LOVING HEART

To care for and love ALL students!

BUSY FEET




To move quickly around the school to help students and teachers.

WORKSHEETS

Name: _____

The Parts of My School **COUNSELOR**

Cut and paste each part of your school counselor. Draw an → to the part it matches!



LOVING HEART



SMART BRAIN



BUSY FEET



CARING EYES



WISE MOUTH



LISTENING EARS




HELPING
HANDS



Name: _____

The Parts of My School **COUNSELOR**

Cut and paste each part of your school counselor. Draw an → to the part it matches!



LOVING HEART



SMART BRAIN



BUSY FEET



CARING EYES



WISE MOUTH



LISTENING EARS




HELPING
HANDS



Name: _____

The Parts of My School **COUNSELOR**

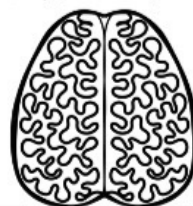
Cut and paste each part of your school counselor. Draw an → to the part it matches!



LOVING HEART



SMART BRAIN



BUSY FEET



CARING EYES



WISE MOUTH



LISTENING EARS




HELPING
HANDS



Name: _____

The Parts of My School **COUNSELOR**

Cut and paste each part of your school counselor. Draw an → to the part it matches!



LOVING HEART



SMART BRAIN



BUSY FEET



CARING EYES



WISE MOUTH



LISTENING EARS




HELPING
HANDS



Name: _____

The Parts of My School **COUNSELOR**

Cut and paste each part of your school counselor. Draw an → to the part it matches!



LOVING HEART



SMART BRAIN



BUSY FEET



CARING EYES



WISE MOUTH



LISTENING EARS




HELPING
HANDS



Name: _____

The Parts of My School **COUNSELOR**

Cut and paste each part of your school counselor. Draw an → to the part it matches!



LOVING HEART



SMART BRAIN



BUSY FEET



CARING EYES



WISE MOUTH



LISTENING EARS




HELPING
HANDS



Name: _____

The Parts of My School **COUNSELOR**

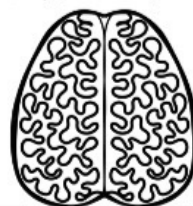
Cut and paste each part of your school counselor. Draw an → to the part it matches!



LOVING HEART



SMART BRAIN



BUSY FEET



CARING EYES



WISE MOUTH



LISTENING EARS




HELPING
HANDS



Name: _____

The Parts of My School **COUNSELOR**

Cut and paste each part of your school counselor. Draw an → to the part it matches!



LOVING HEART



SMART BRAIN



BUSY FEET



CARING EYES



WISE MOUTH



LISTENING EARS




HELPING
HANDS



Name: _____

The Parts of My School **COUNSELOR**

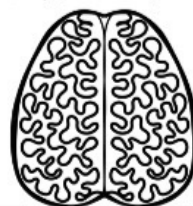
Cut and paste each part of your school counselor. Draw an → to the part it matches!



LOVING HEART



SMART BRAIN



BUSY FEET



CARING EYES



WISE MOUTH



LISTENING EARS




HELPING
HANDS



Name: _____

My School Counselor **HELPS ME!**


Write and draw about how your
School Counselor can help you.



Name: _____

My School Counselor **HELPS ME!**


Write and draw about how your
School Counselor can help you.



Name: _____

My School Counselor **HELPS ME!**


Write and draw about how your
School Counselor can help you.



Name: _____

My School Counselor **HELPS ME!**


Write and draw about how your
School Counselor can help you.

A large rectangular box for drawing, with a cartoon counselor character standing on the right side. The character is a boy with short hair, a wide smile, wearing a collared shirt and pants, with hands on hips.

Name: _____

My School Counselor **HELPS ME!**


Write and draw about how your
School Counselor can help you.



Name: _____

My School Counselor **HELPS ME!**

Write and draw about how your
School Counselor can help you.



Name: _____

My School Counselor **HELPS ME!**



Write and draw about how your
School Counselor can help you.



Name: _____

My School Counselor **HELPS ME!**


Write and draw about how your
School Counselor can help you.



Name: _____

My School Counselor **HELPS ME!**

Write and draw about how your
School Counselor can help you.



COLORING PAGES

Name: _____

The Parts of My School **COUNSELOR**

SMART BRAIN



CARING EYES



WISE MOUTH



LISTENING EARS




HELPING HANDS



LOVING HEART



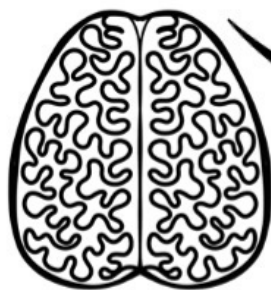
BUSY FEET



Name: _____

The Parts of My School **COUNSELOR**

SMART BRAIN



CARING EYES



WISE MOUTH



LISTENING EARS



HELPING HANDS



LOVING HEART



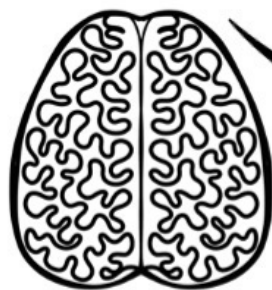
BUSY FEET



Name: _____

The Parts of My School **COUNSELOR**

SMART BRAIN



CARING EYES



WISE MOUTH



LISTENING EARS



HELPING HANDS



LOVING HEART



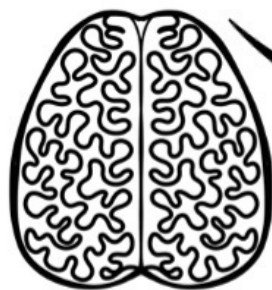
BUSY FEET



Name: _____

The Parts of My School **COUNSELOR**

SMART BRAIN



CARING EYES



WISE MOUTH



LISTENING EARS




HELPING HANDS



LOVING HEART



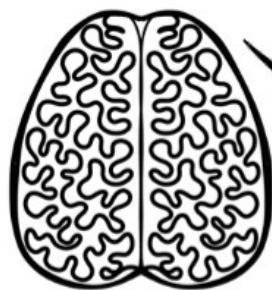
BUSY FEET



Name: _____

The Parts of My School **COUNSELOR**

SMART BRAIN



CARING EYES



WISE MOUTH



LISTENING EARS



HELPING HANDS



LOVING HEART



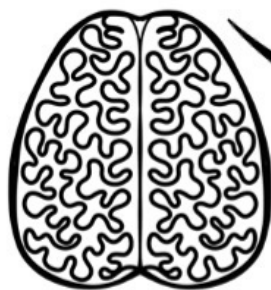
BUSY FEET



Name: _____

The Parts of My School **COUNSELOR**

SMART BRAIN



CARING EYES



WISE MOUTH



LISTENING EARS




HELPING HANDS



LOVING HEART



BUSY FEET




Name: _____

The Parts of My School **COUNSELOR**

SMART BRAIN



CARING EYES



WISE MOUTH



LISTENING EARS



HELPING HANDS



LOVING HEART



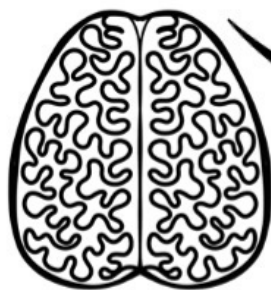
BUSY FEET



Name: _____

The Parts of My School **COUNSELOR**

SMART BRAIN



CARING EYES



WISE MOUTH



LISTENING EARS



HELPING HANDS



LOVING HEART



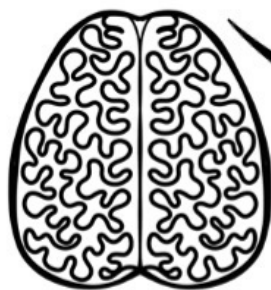
BUSY FEET



Name: _____

The Parts of My School **COUNSELOR**

SMART BRAIN



CARING EYES



WISE MOUTH



LISTENING EARS



HELPING HANDS



LOVING HEART



BUSY FEET



○ TERMS OF USE:

- Make copies for the purchaser's classroom AND share copies with other educators within your school building
- Reference (without distribution) this product in blog posts, seminars, professional development workshops, or other such venues provided there is both credit given to myself as the author and a link back to my TpT store included in the post/presentation

• YOU MAY •

- Claim the work as your own, alter the files in any way, or remove/attempt to remove the copyright
- Share this product with educators outside of your school building
- Repackage, sell, or giveaway this product to others
- Offer to share this product anywhere on the internet as a download or copy


• YOU MAY NOT •



Please contact me any time at laura@musiccitycounselor.com with questions, suggestions, resource requests, or comments. I'm here to help and would love to hear from you!

♥ Laura Oathout

THIS RESOURCE WAS MADE POSSIBLE THANKS TO:



TPT Shop: LittleRed